



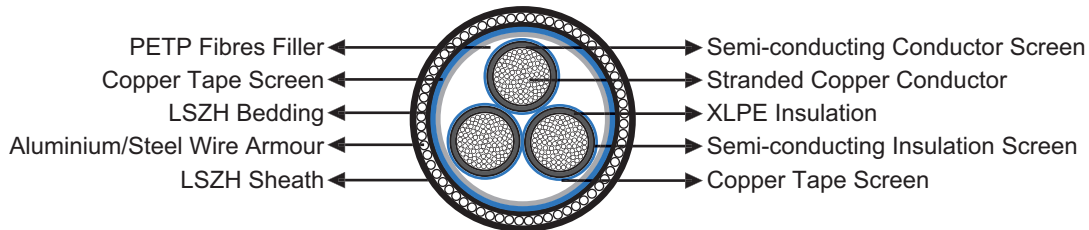
33KV LSZH Power Cables to BS 6622/BS 7835

Applications

The cables are power cables for power networks, underground, outdoors and in cable ducting.

Standard

- BS 6622 (PVC)
- BS 7835 (LSZH)



Construction

- Conductor: Class 2 stranded plain copper conductor to BS EN 60228: 2005 (previously BS 6360).
- Conductor Screen: Semi-conducting material.
- Insulation: XLPE (Cross-Linked Polyethylene) Type GP8 to BS 7655.
- Insulation Screen: Semi-conducting material.
- Metallic Screen: Individual and overall copper tape screen to BS 6622.
- Filler: PETP (Polyethylene Terephthalate) fibres.
- Separator: Binding tape.
- Bedding: PVC Type TM1 to BS 7655 or LSZH.
- Armour: Aluminium wire armoured (AWA) (for single core cables) or steel wire armoured (SWA) (for multicore cables).
- Sheath: PVC Type TM1 to BS 7655 or LSZH.

Electrical Characteristics at 20°C

Nominal Conductor Cross Section	mm ²	50	70	95	120	150	185	240
Maximum DC Conductor Resistance	Ω/km	0.387	0.268	0.193	0.153	0.124	0.0991	0.0754
Voltage Rating	KV	19/33						

Nominal Conductor Cross Section	mm ²	300	400	500	630	800	1000
Maximum DC Conductor Resistance	Ω/km	0.0601	0.047	0.0366	0.0283	0.0221	0.0176
Voltage Rating	KV	19/33					

Mechanical and Thermal Properties

- Minimum Bending Radius: 15×OD (for single core cables); 12×OD (for three core cables).
- Temperature Range: 0°C to +90°C (during operation); 0°C to +60°C (during installation)

➤ **Dimensions and Weight**


Cable Code	No. of cores & Nominal Conductor Cross Sectional Area No. × mm ²	Nominal Insulation Thickness mm	Nominal Sheath Thickness mm		Nominal Overall Diameter mm	Nominal Weight kg/km
			Inner	Outer		
Copper Conductor						
RF6622-RHVMV-19/33KV-1G70CU	1×70	8.0	1.2	2.2	41.0	2300
RF6622-RHVMV-19/33KV-1G95CU	1×95	8.0	1.2	2.3	42.9	2650
RF6622-RHVMV-19/33KV-1G120CU	1×120	8.0	1.2	2.3	44.5	3000
RF6622-RHVMV-19/33KV-1G150CU	1×150	8.0	1.3	2.4	47.3	3500
RF6622-RHVMV-19/33KV-1G185CU	1×185	8.0	1.3	2.5	49.3	4000
RF6622-RHVMV-19/33KV-1G240CU	1×240	8.0	1.3	2.5	51.7	4650
RF6622-RHVMV-19/33KV-1G300CU	1×300	8.0	1.4	2.6	54.4	5450
RF6622-RHVMV-19/33KV-1G400CU	1×400	8.0	1.4	2.7	57.7	6350
RF6622-RHVMV-19/33KV-1G500CU	1×500	8.0	1.5	2.8	61.1	7600
RF6622-RHVMV-19/33KV-1G630CU	1×630	8.0	1.5	2.9	65.0	9150
RF6622-RHVMV-19/33KV-1G800CU	1×800	8.0	1.6	3.0	71.6	11100
RF6622-RHVMV-19/33KV-1G1000CU	1×1000	8.0	1.7	3.2	76.5	13400
RF6622-RHVMV-19/33KV-3G50CU	3×50	8.0	1.8	3.4	78.2	9150
RF6622-RHVMV-19/33KV-3G70CU	3×70	8.0	1.8	3.5	82.1	10300
RF6622-RHVMV-19/33KV-3G95CU	3×95	8.0	1.9	3.6	86.1	11600
RF6622-RHVMV-19/33KV-3G120CU	3×120	8.0	2.0	3.7	90.0	12800
RF6622-RHVMV-19/33KV-3G150CU	3×150	8.0	2.0	3.8	93.2	14050
RF6622-RHVMV-19/33KV-3G185CU	3×185	8.0	2.1	3.9	97.5	15650
RF6622-RHVMV-19/33KV-3G240CU	3×240	8.0	2.2	4.1	103.3	18200
RF6622-RHVMV-19/33KV-3G300CU	3×300	8.0	2.3	4.3	108.8	21100
RF6622-RHVMV-19/33KV-3G400CU	3×400	8.0	2.4	4.5	116.1	24200
Aluminium Conductor						
RF6622-RHVMV-19/33KV-1G70AL	1×70	8.0	1.2	2.2	41.0	1850
RF6622-RHVMV-19/33KV-1G95AL	1×95	8.0	1.2	2.3	42.9	2100
RF6622-RHVMV-19/33KV-1G120AL	1×120	8.0	1.2	2.3	44.5	2250
RF6622-RHVMV-19/33KV-1G150AL	1×150	8.0	1.3	2.4	47.3	2600
RF6622-RHVMV-19/33KV-1G185AL	1×185	8.0	1.3	2.5	49.3	2850
RF6622-RHVMV-19/33KV-1G240AL	1×240	8.0	1.3	2.5	51.7	3150
RF6622-RHVMV-19/33KV-1G300AL	1×300	8.0	1.4	2.6	54.4	3600
RF6622-RHVMV-19/33KV-1G400AL	1×400	8.0	1.4	2.7	57.7	4000
RF6622-RHVMV-19/33KV-1G500AL	1×500	8.0	1.5	2.8	61.1	4500
RF6622-RHVMV-19/33KV-1G630AL	1×630	8.0	1.5	2.9	65.0	5250
RF6622-RHVMV-19/33KV-1G800AL	1×800	8.0	1.6	3.0	71.6	6150
RF6622-RHVMV-19/33KV-1G1000AL	1×1000	8.0	1.7	3.2	76.5	7200
RF6622-RHVMV-19/33KV-3G50AL	3×50	8.0	1.8	3.4	78.2	8300
RF6622-RHVMV-19/33KV-3G70AL	3×70	8.0	1.8	3.5	82.1	9050
RF6622-RHVMV-19/33KV-3G95AL	3×95	8.0	1.9	3.6	86.1	9800
RF6622-RHVMV-19/33KV-3G120AL	3×120	8.0	2.0	3.7	90.0	10600
RF6622-RHVMV-19/33KV-3G150AL	3×150	8.0	2.0	3.8	93.2	11350
RF6622-RHVMV-19/33KV-3G185AL	3×185	8.0	2.1	3.9	97.5	12250
RF6622-RHVMV-19/33KV-3G240AL	3×240	8.0	2.2	4.1	103.3	13700
RF6622-RHVMV-19/33KV-3G300AL	3×300	8.0	2.3	4.3	108.8	15500
RF6622-RHVMV-19/33KV-3G400AL	3×400	8.0	2.4	4.5	116.1	16750

PVC Sheath




Flame Retardant
NF C32-070-2.1(C2)
IEC 60332-1/EN 50265-2-1


LSZH Sheath




Flame Retardant
NF C32-070-2.1(C2)
IEC 60332-1/EN 50265-2-1




Fire Retardant
NF C32-070-2.2(C1)
IEC 60332-3/EN50266




Zero Halogen
IEC 60754-1/NF C20-454
EN 50267-2-1



Low Smoke Emission
IEC 61034/NFC20-902
EN 50268/NF C32-073



Low Corrosivity
EN 50267-2-2/NF C32-074
IEC 60754-2/NF C20-453



Low Toxicity